

# VENTURA COUNTY HOME SALES




MAY 2020



COMMUNITY NAME	ZIP CODE	SINGLE FAMILY HOMES			CONDOMINIUMS			SFR ONLY
		SINGLE FAMILY HOME SALES	SFR MEDIAN PRICE (\$1,000)	PRICE % CHG FROM MAY 2019	CONDO SALES	CONDO MEDIAN PRICE (\$1,000)	PRICE % CHG FROM MAY 2019	MEDIAN SFR PRICE/SQ. FT.
Ventura County		351	\$633	-1.2%	115	\$428	-2.7%	\$359
Camarillo	93010	31	\$657	1.2%	5	\$511	-1.8%	\$359
Camarillo	93012	20	\$775	12.3%	14	\$491	11.6%	\$323
Fillmore	93015	7	\$340	-32.0%	0	n/a	n/a	\$236
Moorpark	93021	15	\$667	-11.1%	7	\$406	-30.0%	\$323
Newbury Park	91320	15	\$845	4.3%	2	\$480	-24.1%	\$370
Oak Park	91377	4	\$1,260	35.5%	4	\$466	-19.6%	\$360
Oak View	93022	6	\$609	11.1%	0	n/a	n/a	\$460
Ojai	93023	19	\$755	21.8%	0	n/a	n/a	\$459
Oxnard	93030	10	\$499	-12.6%	4	\$493	24.1%	\$304
Oxnard	93033	13	\$500	17.4%	8	\$346	4.7%	\$310
Oxnard	93035	16	\$568	-5.0%	4	\$523	-0.5%	\$387
Oxnard	93036	19	\$490	-11.9%	11	\$428	3.6%	\$321
Piru	93040	0	n/a	n/a	0	n/a	n/a	n/a
Port Hueneme	93041	5	\$600	27.9%	11	\$295	-13.9%	\$293
Santa Paula	93060	11	\$435	-19.7%	2	\$254	6.1%	\$275
Simi Valley	93063	31	\$600	-2.4%	6	\$432	26.0%	\$360
Simi Valley	93065	37	\$620	6.0%	5	\$445	0.5%	\$343
Somis	93066	3	\$500	-51.5%	0	n/a	n/a	\$472
Thousand Oaks	91360	20	\$769	8.2%	7	\$500	-13.9%	\$365
Thousand Oaks	91362	13	\$1,435	40.7%	10	\$587	32.8%	\$401
Ventura	93001	13	\$550	-12.0%	3	\$441	-2.0%	\$416
Ventura	93003	25	\$647	0.6%	4	\$278	-18.5%	\$443
Ventura	93004	12	\$623	6.2%	2	\$361	-34.7%	\$308
Westlake Village	91361	4	\$1,275	-8.0%	12	\$852	23.4%	\$462

# VENTURA COUNTY HOME SALES & MEDIAN SALE PRICES

MAY 2020 - 2019 - 2018

-  SOLD 2020
-  SOLD 2019
-  SOLD 2018

MEDIAN PRICE 2020

MEDIAN PRICE 2019

MEDIAN PRICE 2018

