

# VENTURA COUNTY HOME SALES




YEAR END TOTALS 2020



COMMUNITY NAME	ZIP CODE	SINGLE FAMILY HOMES			CONDOMINIUMS			SFR ONLY
		SINGLE FAMILY HOME SALES	SFR MEDIAN PRICE (\$1,000)	PRICE % CHG FROM 2019	CONDO SALES	CONDO MEDIAN PRICE (\$1,000)	PRICE % CHG FROM 2019	MEDIAN SFR PRICE/SQ. FT.
Ventura County		7,393	\$690	8.7%	2,714	\$463	6.4%	\$375
Camarillo	93010	482	\$710	9.2%	159	\$506	0.8%	\$366
Camarillo	93012	348	\$745	3.5%	277	\$475	5.6%	\$368
Fillmore	93015	135	\$499	0.0%	22	\$450	5.9%	\$291
Moorpark	93021	448	\$759	8.6%	100	\$440	6.5%	\$325
Newbury Park	91320	514	\$811	8.9%	120	\$570	1.9%	\$381
Oak Park	91377	134	\$915	-1.2%	90	\$481	-2.4%	\$419
Oak View	93022	83	\$618	11.0%	0	n/a	n/a	\$443
Ojai	93023	280	\$795	15.2%	15	\$685	45.9%	\$525
Oxnard	93030	279	\$555	2.8%	76	\$439	10.3%	\$309
Oxnard	93033	287	\$450	2.3%	74	\$370	10.5%	\$311
Oxnard	93035	350	\$829	31.6%	221	\$590	14.6%	\$434
Oxnard	93036	256	\$600	3.1%	158	\$448	8.1%	\$317
Piru	93040	21	\$464	22.0%	0	n/a	n/a	\$259
Port Hueneme	93041	89	\$521	10.7%	222	\$372	6.1%	\$367
Santa Paula	93060	167	\$484	1.8%	29	\$312	16.6%	\$328
Simi Valley	93063	594	\$640	6.7%	147	\$425	3.9%	\$364
Simi Valley	93065	819	\$650	8.3%	219	\$464	2.0%	\$345
Somis	93066	30	\$1,043	5.8%	0	n/a	n/a	\$416
Thousand Oaks	91360	456	\$757	3.8%	101	\$465	11.0%	\$405
Thousand Oaks	91362	382	\$1,068	7.9%	284	\$575	6.8%	\$426
Ventura	93001	272	\$802	26.2%	82	\$484	12.6%	\$580
Ventura	93003	440	\$680	9.6%	191	\$387	5.3%	\$412
Ventura	93004	281	\$645	6.6%	43	\$480	3.9%	\$369
Westlake Village	91361	171	\$1,350	22.7%	237	\$928	2.4%	\$510

# VENTURA COUNTY HOME SALES & MEDIAN SALE PRICES

2020 - 2019 - 2018

-  SOLD 2020
-  SOLD 2019
-  SOLD 2018

MEDIAN PRICE 2020



MEDIAN PRICE 2019



MEDIAN PRICE 2018

